



POLY MAX® PRO POWER EXPRESS

SOLVENT-FREE MOUNTING ADHESIVE WITH VERY HIGH FINAL BOND STRENGTH AND VERY FAST STRENGTH GAIN.



PRODUCT DESCRIPTION

Solvent-free mounting adhesive with very high final bond strength and very fast strength gain on the basis of SMP-Polymer.

FIELD OF APPLICATION




For bonding and fixing many construction materials on practically all surfaces, such as wood, plaster, (natural) stone, (cellular) concrete, metal, hard foam and various plastics. Suitable for internal and external applications, such as timber framework, skirting boards, laths, window sills and sheet and insulation material. For all professional applications including wall and interior construction, house, utility and bodywork building.

Not suitable for PE, PP, PTFE, pure plaster and bitumen. When gluing plastics always perform an adhesion test first. Adhesion to plastics can vary depending on the type of synthetic and the quality of the plastic.

PROPERTIES

- Very high final bond strength
- Very fast strength gain
- Permanently elastic
- Very good filling capacity
- Good standing power
- Non-shrinking, 100% adhesive
- Solvent-free
- No soiling of joint edges
- All-weather resistant
- Resistant to temperatures between -40°C and +100°C
- Paintable
- Curing ca. 2 mm/24 hours

CERTIFICATES & STANDARDS

Certificates	
	KOMO: Assembly adhesive. Certificate 32992 based on BRL 3107.
	ATG: Mounting adhesives. Certificate ATG 2869.
	EMICODE: Classification system (GEV) of emission properties for construction products in indoor areas. EC-1 Plus (Very low emission Plus)

PREPARATION

Working Conditions: The ambient temperature, the adhesive and the materials to be bonded should be no less than +5°C.

Surface Requirements: Surfaces must be clean, dust- and grease-free. Surface must be solid. The surface may be slightly moist. Use of primer not required.

Tools: Cartridge gun and rubber hammer.

APPLICATION

Coverage: With spot bonding: 5-8 m²/kg. Stripes: one cartridge issues approx. 8-15 metres of adhesive (depending on the diameter of the cut nozzle).

Directions for use:

Before using open cartridge at the top by cutting off the plastic nipple above the thread with a sharp knife. Then fix the nozzle and cut at an angle (opening at least Ø 5 mm).

Cut off screw thread, assemble nozzle and cut to a diameter of at least 0.5 cm.

Cut off screw thread, assemble nozzle and cut to a diameter of at least 0.5 cm. Depending on the weight of the material, apply the adhesive evenly in vertical strips or dots at intervals of between 10 and 40 cm. Always apply adhesive to the corners and along the edges. Assemble materials with a pushing movement and press or knock firmly together. Correction is still possible. For heavy materials, fastenings or supports may be required. Close the cartridge properly immediately after use.

Stains/residue: Remove adhesive residues immediately with white spirit. Dry adhesive residue can only be removed mechanically.

Points of attention: The following drying times are based on bonding at least one porous material and an adhesive layer of approx. 1 mm thickness. If two non-porous materials are being bonded and/or the layer of adhesive is thicker, the drying times may be substantially longer.

Our advice is based on extensive research and practical experience. However, in view of the large variety of materials and the conditions under which our products are applied, we assume no responsibility for the results obtained and/or any damage caused by the use of the product. Nevertheless, our Service Department is always at your disposal for any advice needed.



POLY MAX® PRO POWER EXPRESS

SOLVENT-FREE MOUNTING ADHESIVE WITH VERY HIGH FINAL BOND STRENGTH AND VERY FAST STRENGTH GAIN.

TECHNICAL SPECIFICATIONS

100% modulus:	2.5 MPa
Chemical base:	SMP Polymer
Chemicals resistance:	Good
Colour:	White
Cure rate:	2 mm/24h
Density approx.:	1.54 g/cm ³
Elasticity:	Good
Elongation of rupture:	200 %
Filling capacity:	Very good
Final bond strength:	400 N/cm ²
Final bond strength after:	4 hours. This might vary, based on circumstances, like materials, temperature and humidity.
Hardness (Shore A):	73
Initial Bonding after:	30 minutes. This might vary, based on circumstances, like materials, temperature and humidity.
Minimum temperature resistance:	-40 °C
Maximum temperature resistance:	100 °C
Mildew resistance:	Good
Moisture resistance:	Very good
Paintability:	Good
Shear strength:	400 N/cm ²
Skinover time:	10-15 minutes
Solid matter approx.:	100 %
Solvent free:	Yes
Tensile strength (N/cm ²) approx.:	320 N/cm ²
UV resistance:	Good
Viscosity:	Pasty
Water resistance:	Good

STORAGE CONDITIONS

Shelf life: At least 18 months after production.

Store dry in sealed packaging between +5°C and +25°C.

Limited shelf life after opening.

Our advice is based on extensive research and practical experience. However, in view of the large variety of materials and the conditions under which our products are applied, we assume no responsibility for the results obtained and/or any damage caused by the use of the product. Nevertheless, our Service Department is always at your disposal for any advice needed.